







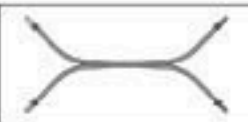
















					<b>City Desk</b>	City Desk/Table	maple veneer, steel & aluminum	36" x 62" x 29"	<b>\$ 3,000</b>	
City										
					<b>Partners Table</b>	Partners Table 72 Partners Table 80 Partners Walnut	maple veneer, maple & steel black walnut, steel & aluminum	36" x 72" x 29" 36" x 80" x 29" 37" x 60" x 29"	<b>\$ 3,200</b> <b>3,500</b> <b>4,800</b>	
Partners 72	Partners 80	Partners Walnut								
					<b>Beam Table</b>	Small Beam Table Beam Table Studio Table	black walnut, steel & aluminum oak, steel & aluminum	39" x 87" x 29" 39" x 108" x 29" 43" x 87" x 29"	<b>\$ 10,200</b> <b>11,800</b> <b>10,200</b>	
Small Beam	Beam	Studio								
					<b>Rail Table</b>	Rail Table Light Rail Table	black walnut, steel & aluminum walnut, maple, steel & aluminum	39" x 107" x 29" 39" x 78" x 29"	<b>\$ 11,800</b> <b>6,900</b>	
Rail	Light Rail									
					<b>Glass Table</b>	Glass Table	tempered glass & steel	36" x 76" x 29"	<b>\$ 5,400</b>	
Glass										
					<b>Standing Desks</b>	Open Frame Station 36 Station 48 Station 60 Last Desk	maple veneer, steel & aluminum oak, steel & aluminum oak, steel & aluminum	32" x 47" x 42" 24" x 36" x 41" 24" x 48" x 41" 24" x 60" x 41" 30" x 40" x 41"	<b>\$ 4,500</b> <b>3,500</b> <b>4,500</b> <b>4,800</b> <b>4,500</b>	
Open Frame	Station 36	Station 48	Station 60	Last Desk						
					<b>High Tables</b>	Podium Table Station Table	black walnut & steel oak, steel & aluminum	19" x 48" x 38" 21" x 29" x 38"	<b>\$ 2,800</b> <b>2,800</b>	
Podium	Station									
						<b>Side &amp; Coffee</b>	Bridge Coffee Piling Coffee Foundation Coffee Light Beam	tempered glass & steel black walnut & steel steel & poplar	23" x 44" x 15" 23" x 44" x 15" 19" x 60" x 15" 12" x 24" x 25"	<b>\$ 2,000</b> <b>2,000</b> <b>2,000</b> <b>1,500</b>
Bridge	Piling	Foundation	Light Beam							
						<b>Wall Tables</b>	Bar Table Topo Table Key Table	oak & stainless steel oak & steel cherry & steel	18" x 34" x 29" 15" x 20" x 54" 15" x 17" x 36"	<b>\$ 4,000</b> <b>4,500</b> <b>2,000</b>
Bar	Topo	Key								
					<b>Seating</b>	Walking Bench Foundation Bench	oak & steel black walnut & steel	20" x 69" x 18" 17" x 64" x 17"	<b>\$ 2,800</b> <b>2,400</b>	
Walking	Foundation									

- Prices include handling but do not include shipping, NY state sales tax or any import duties or taxes. Lead times are 4 to 6 weeks.
- Product assembly is required. All items shipped KD; FOB New Lebanon, NY by UPS or freight. White Glove installation and assembly is available.
- Please contact us for custom quotes, Catalog and Specification sheets and wood samples.
- We have substituted white oak for ash in all our furniture (NYS Ash Quarantine).